

# Emlak Konut REIC

## 2024 1Q Projects Sales Report

31.03.2024

(%+03) 187.12



**EMLAK KONUT**

REAL ESTATE INVESTMENT COMPANY

A PARTICIPATION OF REPUBLIC OF TURKEY MINISTRY OF ENVIRONMENT, CLIMATE AND CLIMATE CHANGE, TURKISH  
HOUSING DEVELOPMENT ADMINISTRATION OF TURKEY

# ONGOING RSM PROJECTS TABLE

31.03.2024

PROJECT NAME	2018			2019			2020			2021			2022			2023			2024		
	# of Units Sold	Gross Sellable Area	Total Sales Revenue (VAT exc)	# of Units Sold	Gross Sellable Area	Total Sales Revenue (VAT exc)	# of Units Sold	Gross Sellable Area	Total Sales Revenue (VAT exc)	# of Units Sold	Gross Sellable Area	Total Sales Revenue (VAT exc)	# of Units Sold	Gross Sellable Area	Total Sales Revenue (VAT exc)	# of Units Sold	Gross Sellable Area	Total Sales Revenue (VAT exc)	# of Units Sold	Gross Sellable Area	Total Sales Revenue (VAT exc)
1 NİDAPARK KAYAŞEHİR	482	85.385	546.658.992	101	10.384	73.679.144	11	1.026	5.928.136	-	-	-	1	84	4.915.254	0	0	0	-	-	-
2 NİDAPARK KÜÇÜKYALI	371	60.601	625.273.199	34	4.260	45.188.468	586	65.742	869.066.535	449	58.225	1.136.854.622	56	36.782	1.868.224.402	42	2.724	393.007.616	2	76	14.993.750
3 CER İSTANBUL	13	2.556	40.145.333	16	2.289	44.846.296	24	4.450	100.904.131	37	8.555	217.553.400	13	3.215	178.155.520	44	10.192	949.343.873	-	-	-
4 EBRULİ İSPARTAKULE	105	15.534	78.224.294	36	5.613	31.460.544	106	18.542	117.780.434	138	21.274	261.623.257	360	51.660	1.061.200.068	0	0	0	-	-	-
5 İDEALİST CADDE	12	985	4.461.386	11	1.108	4.626.871	54	6.787	41.469.297	24	3.159	28.997.563	2	156	6.633.663	19	1.658	85.742.574	12	2.011	109.336.400
6 MERKEZ ANKARA	168	22.505	144.627.782	130	21.870	120.724.493	1.116	200.401	1.679.873.136	535	73.795	750.903.453	417	93.945	2.111.680.743	122	19.017	650.581.886	3	690	38.017.739
7 NİDAPARK İSTİNYE	43	12.025	316.730.093	11	3.297	90.662.741	96	27.087	955.515.708	129	37.930	1.713.124.416	65	16.389	1.394.104.949	39	10.380	1.458.587.449	-	-	-
8 NİŞANTAŞI KORU	-	-	-	-	-	-	-	-	-	124	31.896	1.898.625.637	8	2.341	353.099.773	0	0	0	2	1.047	265.000.000
9 ORMANKÖY ÇEKMEKÖY	-	-	-	-	-	-	913	105.755	1.481.061.469	62	9.437	194.091.036	1	80	2.733.051	10	1.601	71.144.876	1	31	5.833.333
<b>2023 TOTAL</b>	<b>1.194</b>	<b>199.591</b>	<b>1.756.121.080</b>	<b>339</b>	<b>48.823</b>	<b>411.188.558</b>	<b>2.906</b>	<b>429.791</b>	<b>5.251.598.844</b>	<b>1.498</b>	<b>244.271</b>	<b>6.201.773.384</b>	<b>923</b>	<b>204.652</b>	<b>6.980.747.424</b>	<b>276</b>	<b>45.572</b>	<b>3.608.408.274</b>	<b>20</b>	<b>3.854</b>	<b>433.181.223</b>
10 ALLSANCAK	-	-	-	-	-	-	351	38.411	420.486.301	142	16.424	241.450.626	166	23.205	780.292.950	80	7.997	456.807.382	6	789	60.900.609
11 EVORA İZMİR	31	2.817	24.531.789	34	3.800	32.560.119	297	30.811	363.510.863	118	12.175	193.254.047	106	9.757	310.312.356	138	12.135	758.971.914	31	2.493	262.842.166
12 DÜŞLER VADİSİ	15	2.568	20.222.248	83	15.744	131.732.625	348	65.514	749.576.007	197	49.535	840.239.183	53	11.401	527.418.821	84	22.185	1.121.687.199	-	-	-
13 BAŞAKŞEHİR AVRASYA KONUTLARI	-	-	-	-	-	-	337	43.696	537.172.291	151	21.951	284.851.059	12	1.806	47.661.842	0	0	0	-	-	-
14 MEYDAN BAŞAKŞEHİR	-	-	-	-	-	-	-	-	-	185	32.846	563.665.756	36	6.953	259.463.098	14	2.353	143.359.406	17	3.357	242.049.505
<b>2024 TOTAL</b>	<b>46</b>	<b>5.384,77</b>	<b>44.754.036,63</b>	<b>117</b>	<b>19.544,65</b>	<b>164.292.743,91</b>	<b>1.333</b>	<b>178.432,28</b>	<b>2.070.745.461,75</b>	<b>793</b>	<b>132.930,41</b>	<b>2.123.460.670,56</b>	<b>373</b>	<b>53.121,18</b>	<b>1.925.149.066,30</b>	<b>316</b>	<b>44.670,05</b>	<b>2.480.825.901,64</b>	<b>54,00</b>	<b>6.638,95</b>	<b>565.792.280,03</b>
15 BARBAROS 48	-	-	-	-	-	-	-	-	-	-	-	-	-	-	-	20	3.710	817.667.894	1	94	25.840.223
16 NEXT LEVEL İSTANBUL	-	-	-	-	-	-	-	-	-	-	-	-	-	-	-	205	47.177	9.006.288.393	-	-	-
17 YENİ LEVENT	-	-	-	-	-	-	-	-	-	-	-	376	45.436	3.513.975.326	114	11.593	1.677.860.366	27	2.838	551.354.656	
18 BATI YAKASI	-	-	-	-	-	-	-	-	-	-	-	191	25.944	706.491.378	95	14.526	744.902.792	9	1.549	97.320.792	
19 EBRULİ KAYAŞEHİR	-	-	-	-	-	-	-	-	-	-	-	-	-	-	42	8.725	502.120.333	12	2.249	185.848.674	
20 ANKARA ÇAYYOLU Z. ETAP	-	-	-	-	-	-	-	-	-	-	-	-	-	-	-	-	-	-	-	-	-
21 FUA DENİZ PARK	-	-	-	-	-	-	-	-	-	-	-	-	-	-	139	12.519	1.014.742.020	38	3.303	273.277.594	
22 KÖY 4. ETAP	-	-	-	-	-	-	-	-	-	-	-	-	-	-	-	-	-	-	-	-	-
23 ATASEHIR KÜÇÜKBAKKALKÖY	-	-	-	-	-	-	-	-	-	-	-	-	-	-	-	-	-	-	-	-	-
24 TUAL GÖLYAKA	-	-	-	-	-	-	-	-	-	-	-	-	-	-	116	17.952	1.087.358.464	-	-	-	
25 GÖLYAKA İSTANBUL	-	-	-	-	-	-	-	-	-	-	-	-	-	-	33	3.293	168.390.990	36	2.805	219.732.970	
26 PARK YAŞAM ANTALYA	-	-	-	-	-	-	-	-	-	-	-	-	-	-	17	1.578	84.933.564	129	11.210	616.457.418	
27 MAJÖR GÖLYAKA	-	-	-	-	-	-	-	-	-	-	-	-	-	-	110	9.891	592.321.893	123	12.408	998.713.861	
28 BİZİM MAHALLE 2-1	-	-	-	-	-	-	-	-	-	-	-	-	-	-	-	-	-	-	-	-	-
29 BİZİM MAHALLE 2-2	-	-	-	-	-	-	-	-	-	-	-	-	-	-	-	-	-	-	-	-	-
30 ÜMRANİYE İNKILAP	-	-	-	-	-	-	-	-	-	-	-	-	-	-	-	-	-	-	-	-	-
31 NEZİHPARK BAHÇEKENT	-	-	-	-	-	-	-	-	-	-	-	-	-	-	234	21.862	1.012.265.803	11	1.190	72.672.727	
32 GÖKTÜRK KEMER EVLERİ	-	-	-	-	-	-	-	-	-	-	-	-	-	-	35	5.904	809.680.000	6	1.117	168.482.500	
<b>2025 TOTAL</b>	<b>0,00</b>	<b>0,00</b>	<b>0,00</b>	<b>0,00</b>	<b>0,00</b>	<b>0,00</b>	<b>0,00</b>	<b>0,00</b>	<b>0,00</b>	<b>0,00</b>	<b>0,00</b>	<b>0,00</b>	<b>567,00</b>	<b>71.379,83</b>	<b>4.220.466.703,89</b>	<b>1.160,00</b>	<b>158.730,28</b>	<b>17.518.532.510,96</b>	<b>392,00</b>	<b>38.762,13</b>	<b>3.209.701.416,72</b>
<b>TOTAL</b>	<b>1.240</b>	<b>204.976</b>	<b>1.800.875.116</b>	<b>456</b>	<b>68.367</b>	<b>575.481.302</b>	<b>4.239</b>	<b>608.223</b>	<b>7.322.344.306</b>	<b>2.291</b>	<b>377.201</b>	<b>8.325.234.055</b>	<b>1.863</b>	<b>329.153</b>	<b>13.126.363.194</b>	<b>1.752</b>	<b>248.972</b>	<b>23.607.766.687</b>	<b>466</b>	<b>49.255</b>	<b>4.208.674.919</b>

# COMPLETED RSM PROJECTS TABLE

31.03.2024

PROJECT NAME	2018			2019			2020			2021			2022			2023			2024		
	# of Units Sold	Gross Sellable Area	Total Sales Revenue (VAT exc)	# of Units Sold	Gross Sellable Area	Total Sales Revenue (VAT exc)	# of Units Sold	Gross Sellable Area	Total Sales Revenue (VAT exc)	# of Units Sold	Gross Sellable Area	Total Sales Revenue (VAT exc)	# of Units Sold	Gross Sellable Area	Total Sales Revenue (VAT exc)	# of Units Sold	Gross Sellable Area	Total Sales Revenue (VAT exc)	# of Units Sold	Gross Sellable Area	Total Sales Revenue (VAT exc)
SARPHAN FINANS PARK	1	84	2.263.889	-	-	-	-	-	-	4	359	6.385.572	24	1.402	58.614.551	9	470	46.958.333	7	468	40.537.500
AĞAOĞLU MASLAK 1453 İSTANBUL	7	816	8.039.604	114	43.091	625.014.739	5	948	20.017.542	68	12.887	256.876.874	5	1.374	59.644.086	1	376	28.333.333	1	390	26.666.667
İSTMARINA	28	3.505	39.305.804	13	1.259	14.254.455	7	477	6.722.574	55	4.535	60.193.408	-	-	-	2	361	4.033.583	-	-	-
KOORDİNAT ÇAYYOLU	81	14.816	81.711.246	36	7.841	43.131.325	69	12.958	78.382.981	13	3.017	18.142.721	6	1.890	41.697.269	0	0	0	-	-	-
TUAL ADALAR	49	5.889	38.558.911	20	2.739	17.735.809	246	31.773	168.939.323	6	836	6.520.792	3	450	7.187.129	0	0	0	-	-	-
TEMAŞEHİR KONYA	96	21.401	73.931.067	88	8.856	71.977.409	244	43.541	218.129.811	1	225	932.203	3	626	8.891.089	20	1.419	27.295.000	1	70	1.458.333
TUAL BAHÇEKENT	378	53.034	218.779.093	97	13.506	71.926.604	345	51.077	259.909.215	27	3.750	26.981.146	4	551	9.594.059	0	0	0	-	-	-
BÜYÜKYALI İSTANBUL	164	28.109	523.165.719	166	32.227	585.918.520	273	57.137	1.132.862.564	291	49.728	1.593.335.149	410	81.763	3.021.413.279	1	148	17.029.703	-	-	-
VALİDEBAĞ KONAKLARI	41	9.771	125.250.601	9	1.699	26.387.184	17	2.936	50.760.017	52	11.950	202.753.303	35	7.047	215.989.576	1	148	9.322.034	-	-	-
OFİS KARAT BAKIRKÖY	4	414	4.364.296	1	153	1.675.926	2	186	2.206.466	53	6.553	78.469.356	23	3.185	104.863.686	0	0	0	-	-	-
TEM 34 TAHTAKALE	87	25.486	85.393.297	22	8.670	38.714.449	87	27.594	143.037.010	1	181	3.241.000	-	-	-	0	0	0	-	-	-
KARAT 34	85	8.479	71.219.633	53	4.128	38.684.242	136	19.154	129.554.530	33	5.114	58.121.186	5	658	14.244.068	4	1.868	54.250.000	1	514	15.166.667
KÖY	20	3.914	29.312.587	6	1.154	9.504.427	69	14.733	214.554.192	3	902	21.713.375	5	1.602	68.999.153	0	0	0	-	-	-
AVANGART İSTANBUL	66	8.421	86.173.871	90	8.014	80.150.774	377	37.952	500.662.924	120	18.468	439.086.685	58	11.954	386.060.241	2	436	85.416.667	-	-	-
EVORA DENİZLİ	411	54.687	179.395.625	45	6.307	21.797.718	86	12.427	50.216.497	4	725	4.443.755	-	-	-	5	621	11.811.485	-	-	-
AVRUPARK HAYAT	144	17.708	64.697.663	60	7.595	31.739.045	631	87.580	450.056.855	43	5.518	50.321.284	52	4.884	47.463.465	10	1.648	82.695.833	-	-	-
<b>TOTAL</b>	<b>3.531</b>	<b>578.742</b>	<b>3.304.904.135</b>	<b>955</b>	<b>164.627</b>	<b>1.765.387.391</b>	<b>2.635</b>	<b>407.702</b>	<b>3.465.494.405</b>	<b>840</b>	<b>136.933</b>	<b>2.935.927.313</b>	<b>645</b>	<b>119.456</b>	<b>4.104.639.584</b>	<b>57</b>	<b>7.752</b>	<b>377.682.974</b>	<b>10</b>	<b>1.442</b>	<b>83.829.167</b>

# ONGOING TK PROJECTS TABLE

31.03.2024

CITY/LOCATION	PROJECT NAME	2018			2019			2020			2021			2022			2023			2024			
		# of Units Sold	Gross Sellable Area	Total Sales Revenue (VAT exc)	# of Units Sold	Gross Sellable Area	Total Sales Revenue (VAT exc)	# of Units Sold	Gross Sellable Area	Total Sales Revenue (VAT exc)	# of Units Sold	Gross Sellable Area	Total Sales Revenue (VAT exc)	# of Units Sold	Gross Sellable Area	Total Sales Revenue (VAT exc)	# of Units Sold	Gross Sellable Area	Total Sales Revenue (VAT exc)	Satış Adedi	Brüt Alan Toplamı	KDV Hariç Satış Değeri Toplamı	
1 İSTANBUL/KÜÇÜKÇEKMECE	BİZİM MAHALLE 1-3	-	-	-	-	-	-	-	-	-	-	376	56.402	841.777.248	12	1.887	45.612.871	0	0	0	-	-	-
2 İSTANBUL/KÜÇÜKÇEKMECE	BİZİM MAHALLE 1-4	-	-	-	-	-	-	-	-	-	-	309	46.142	544.557.257	18	3.187	78.596.584	0	0	0	-	-	-
3 İSTANBUL/KÜÇÜKÇEKMECE	EMLAK KONUT VADI EVLERİ 1	-	-	-	-	-	-	-	-	-	-	499	89.363	757.947.119	22	4.463	155.267.406	4	936	74.957.219	-	-	-
4 İSTANBUL/FLORYA	EMLAK KONUT VADI EVLERİ 2	-	-	-	-	-	-	-	-	-	-	292	55.798	778.878.018	62	13.631	247.904.232	2	348	17.906.931	-	-	-
5 İSTANBUL/ZEKERİYAKÖY	EMLAK KONUT ÇINARKÖY EVLERİ	-	-	-	-	-	-	-	-	-	-	23	3.338	104.865.842	515	84.408	3.118.999.965	1.218	154.634	10.328.651.257	40	5.932	519.909.488
6 İSTANBUL/ZEKERİYAKÖY	EMLAK KONUT ÇINARKÖY VİLLALARI	-	-	-	-	-	-	-	-	-	-	10	3.501	135.192.818	99	27.506	1.421.462.648	32	7.956	884.619.348	-	-	-
7 İSTANBUL/HOŞDERE	SARAÇOĞLU MAHALLESİ	-	-	-	-	-	-	-	-	-	-	-	-	-	-	-	-	9	1.155	107.750.000	24	3.356	281.204.800
8 BALIKESİR/ALTIEYLÜL	BALIKESİR EMLAK KONUTLARI	-	-	-	-	-	-	-	-	-	-	-	-	-	-	-	-	68	8.098	321.042.574	50	6.014	251.218.614
TOTAL		0	0	0	0	0	0	0	0	0	1.509	254.543	3.163.218.301	728	135.081	5.067.843.707	1.333	173.127	11.734.927.330	114	15.301	1.052.332.902	

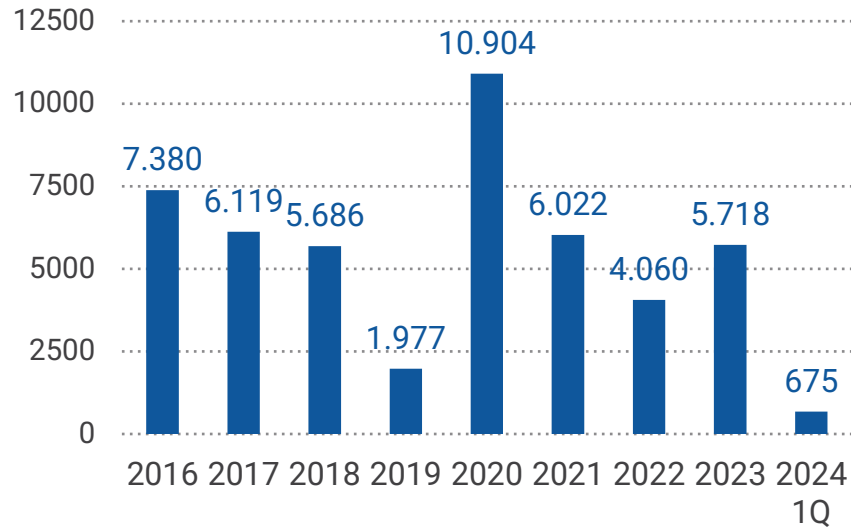
# COMPLETED TK PROJECTS TABLE

31.03.2024

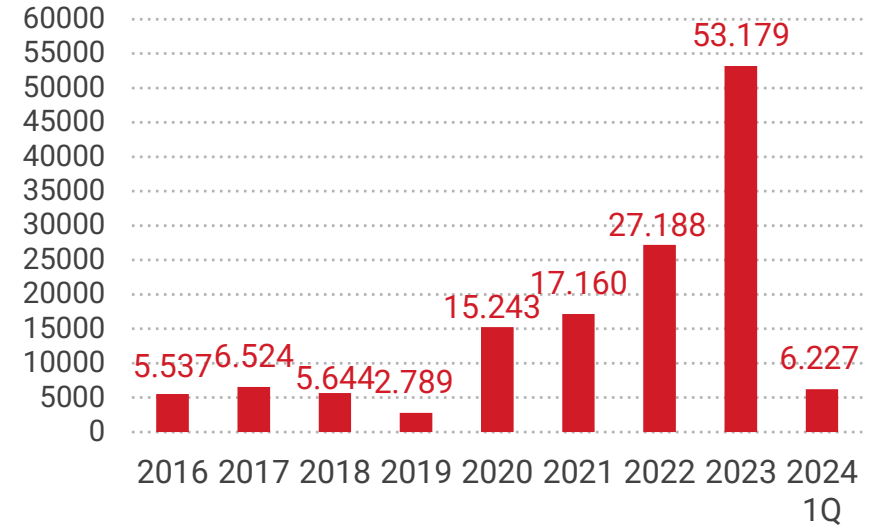
PROJECT NAME	2018			2019			2020			2021			2022			2023			2024		
	# of Units Sold	Gross Sellable Area	Total Sales Revenue (VAT exc)	# of Units Sold	Gross Sellable Area	Total Sales Revenue (VAT exc)	# of Units Sold	Gross Sellable Area	Total Sales Revenue (VAT exc)	# of Units Sold	Gross Sellable Area	Total Sales Revenue (VAT exc)	# of Units Sold	Gross Sellable Area	Total Sales Revenue (VAT exc)	# of Units Sold	Gross Sellable Area	Total Sales Revenue (VAT exc)	# of Units Sold	Gross Sellable Area	Total Sales Revenue (VAT exc)
BAHÇEKENT EMLAK KONUTLARI 1-1	-	-	-	-	-	-	-	-	-	-	-	-	1	58	831.683	0	0	0	-	-	-
BAHÇEKENT EMLAK KONUTLARI 1-3	12	1.525	5.656.878	18	2.776	9.600.046	1	57	372.881	2	175	1.233.051	-	-	-	0	0	0	-	-	-
E.K.BAŞAKŞEHİR EVLERİ 1-2	3	638	6.021.681	1	216	1.860.185	7	1.089	8.564.407	1	90	833.051	-	-	-	0	0	0	-	-	-
E.K.BAŞAKŞEHİR EVLERİ 1-4	7	870	7.109.568	-	-	-	1	144	932.203	1	126	1.022.034	-	-	-	0	0	0	-	-	-
KÖRFEZKENT 3. ETAP	1	141	290.000	-	-	-	-	-	-	4	787	2.706.780	-	-	-	0	0	0	-	-	-
AYAZMA EMLAK KONUTLARI	45	7.519	31.232.547	44	6.276	31.544.950	5	805	3.759.406	-	-	-	2	345	6.881.188	0	0	0	-	-	-
KÖRFEZKENT 4.ETAP	3	509	1.975.251	4	901	2.989.815	5	801	3.081.356	10	2.075	8.162.032	-	-	-	0	0	0	-	-	-
EMLAK KONUT ISPARTAKULE EVLERİ 1	17	1.729	11.157.075	1	126	1.268.519	-	-	-	3	1.103	9.134.066	1	1.085	5.330.508	0	0	0	-	-	-
EMLAK KONUT ISPARTAKULE EVLERİ 2	3	374	1.322.376	-	-	-	1	120	544.554	4	785	6.363.610	-	-	-	0	0	0	-	-	-
NIĞDE EMLAK KONUTLARI	118	20.012	48.414.208	82	14.948	41.248.053	103	17.760	47.834.445	24	4.201	14.559.812	1	1.266	5.805.085	0	0	0	-	-	-
GEBZE 3. ETAP 1. KISIM	89	13.094	41.674.127	81	11.541	41.348.028	402	62.431	237.194.102	121	18.284	60.597.617	-	-	-	0	0	0	-	-	-
GEBZE EMLAK K. 3.ETAP 2.KISIM	58	9.112	25.871.733	43	6.252	18.752.649	333	56.039	203.979.010	263	39.888	130.389.631	-	-	-	0	0	0	-	-	-
KÖRFEZKENT ÇARŞI	44	7.444	20.271.665	5	2.338	6.254.954	5	1.687	4.176.907	23	3.955	10.829.788	3	2.477	19.878.698	3	2.942	20.974.576	-	-	-
BAŞKENT EMLAK KONUTLARI	94	15.617	87.728.992	135	21.838	130.999.182	847	135.782	796.170.563	189	29.590	209.527.121	-	-	-	1	1.516	95.000.000	-	-	-
BAŞKENT EMLAK KONUTLARI 2	-	-	-	-	-	-	-	-	-	14	2.780	18.288.267	-	-	-	0	0	0	-	-	-
BAŞKENT EMLAK KONUTLARI 3	-	-	-	-	-	-	-	-	-	-	-	-	-	-	-	-	-	-	-	-	-
GEBZE EMLAK KONUTLARI 3-3	-	-	-	-	-	-	-	-	-	-	-	-	-	-	-	-	-	-	-	-	-
KUZEY YAKASI	133	19.489	100.097.094	51	11.215	116.705.185	24	4.274	56.881.780	92	43.461	382.835.002	12	2.601	171.100.000	1	120	7.500.000	-	-	-
SEMT BAHÇEKENT	120	12.297	44.022.190	52	5.909	24.150.485	475	68.387	368.214.406	56	9.552	114.830.774	3	542	6.039.604	6	907	53.541.667	-	-	-
SEMT BAHÇEKENT 1-2	-	-	-	-	-	-	183	26.491	162.694.208	1	348	1.722.772	3	834	13.039.604	0	0	0	-	-	-
YENİKÖY KONAKLARI	47	6.266	45.174.134	-	-	-	254	37.062	288.795.812	18	3.381	60.415.086	1	117	3.851.485	1	327	6.652.542	-	-	-
BİZİM MAHALLE	-	-	-	-	-	-	520	62.470	491.961.137	26	3.388	34.244.158	4	501	9.273.267	7	671	66.000.000	8	1.135	102.154.167
BİZİM MAHALLE 1-2	-	-	-	-	-	-	514	76.665	672.134.940	142	21.241	200.894.129	13	2.277	46.815.347	0	0	0	-	-	-
EMLAK KONUT FLORYA EVLERİ	-	-	-	-	-	-	141	30.506	780.711.553	96	20.118	543.508.331	2	422	12.871.287	11	1.121	115.566.349	6	911	108.537.500
<b>TOTAL</b>	<b>909</b>	<b>133.662</b>	<b>531.981.821</b>	<b>566</b>	<b>91.968</b>	<b>448.122.725</b>	<b>3.849</b>	<b>587.583</b>	<b>4.163.995.235</b>	<b>1.102</b>	<b>208.374</b>	<b>1.830.717.694</b>	<b>46</b>	<b>12.526</b>	<b>301.717.757</b>	<b>30</b>	<b>7.604</b>	<b>365.235.135</b>	<b>14</b>	<b>2.046</b>	<b>210.691.667</b>

# SALES STATISTICS

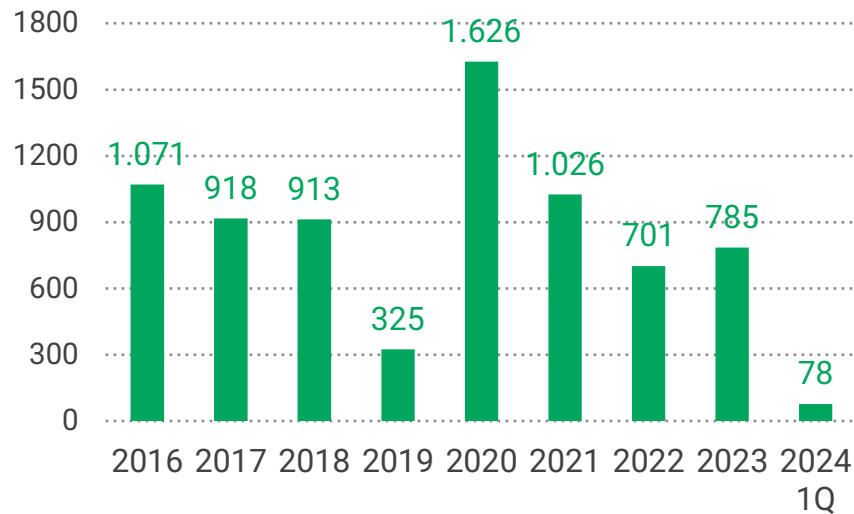
## Unit Sales



## Sales Total value (`mn TRY)



## Total Unit Size Sold (`000 sqm)



## Sales to Foreigners (`mn TRY)

